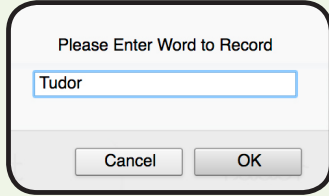



Letter-join Word Animator

1 TYPE A WORD



Just type any word to start building a joined-up handwritten animation.

2 CREATE ANIMATION



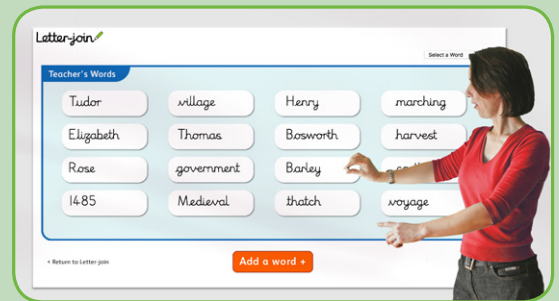
The cursive letterforms are presented to trace, record and save to the classroom word list.

3 PRACTICE WITH PUPILS



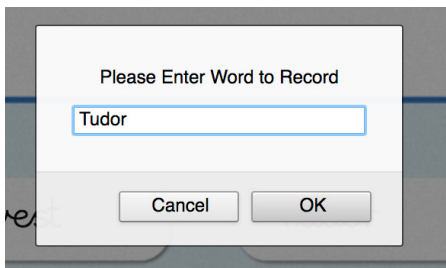
With the animation complete, teachers can replay and pupils can practise on interactive whiteboards.

The Word Animator is a great new resource allowing teachers to create word animations using Letter-join's cursive font. Custom words can be traced, saved, replayed and practised by pupils on IWBs. You can now practice the correct way to write any word!



Use the Word Animator to build a classroom word list

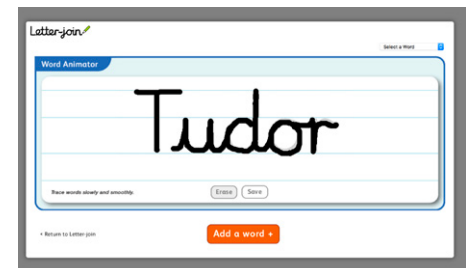
The new Letter-join Word Animator can be found under Extra Resources on the Letter-join website. When animations are created schools can save up to 16 animations per class to replay.



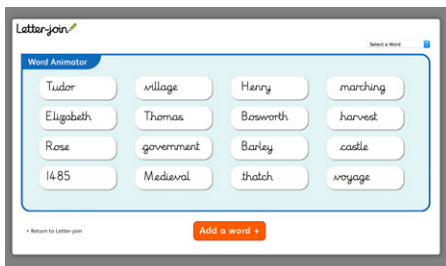
1) Enter a new word - up to 10 characters.



2) Trace over the word slowly and smoothly. You can erase and start again, if necessary.



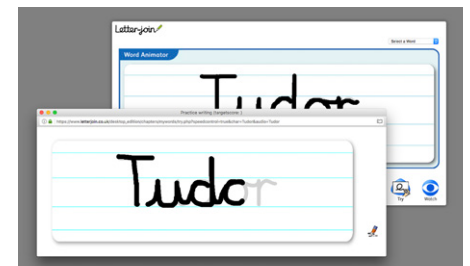
3) Press 'Save' to add the animated word to the word list.



4) Select the word from the word list, either on-screen or from the pull-down option.



5) Watch the word being written on your interactive whiteboard.



6) Pupils can practise writing the word on the whiteboard using the 'Try' pop-up window.